

Type 4X Stainless Steel Freestanding Enclosure *HN4 FS SS Series*

Continuous Hinge Door with Handle



Application

- Designed to house electrical, electronic, hydraulic or pneumatic controls with provision for panel mounting or rack mounting of equipment.
- Provides protection where equipment may be hosed down or otherwise be very wet, or in specific applications where corrosion is a serious problem.
- A variety of inner panels, rack mounting rails and swing out frames are available to provide flexibility in mounting arrangements.

Construction

- Formed 12 gauge 304 stainless steel.
- Smooth, continuously welded seams without knockouts, cutouts or holes.
- Heavy duty stainless steel lifting eyebolts are provided with reinforcing support angles.
- Doors are supported with heavy gauge continuous hinges.
- New 3-pt padlocking door handle.
- Seamless poured-in place gasket.
- A grounding stud is provided in the enclosure and a bonding stud is provided on the door.
- Mounting channels are welded on the inside of the enclosure for mounting of optional inner panels or rack equipment rails.

Standards


- UL 508 Type 3R, 4X and 12
- CSA Type 3R, 4X and 12
- Complies with:
 - NEMA Type 3R, 4X, 12 and 3
 - IEC 60529, IP66

Finish

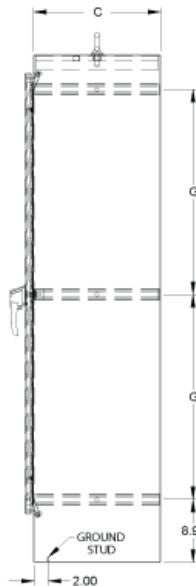
- Cover and enclosure are natural stainless steel with a smooth brushed finish.
- Optional inner panels are finished in white powder paint.

Accessories

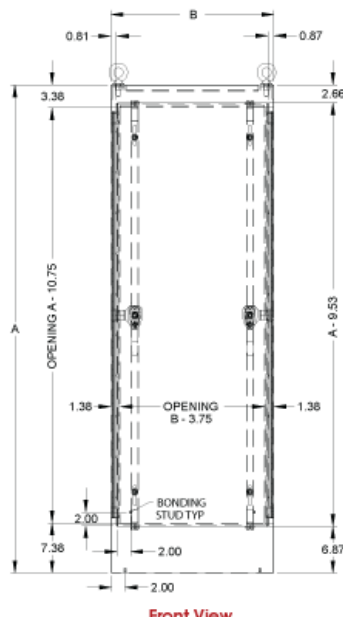
- Cooling Products
- Door Stop Kit
- Door Support Guide
- Heaters
- Lighting
- Swing Out Frames
- Window Kits
- Ventilation
- Drip Shield Kit
- Filtered Fans
- Inner Panels
- Panel Rails
- Temperature Controls
- Ground Wire Kits



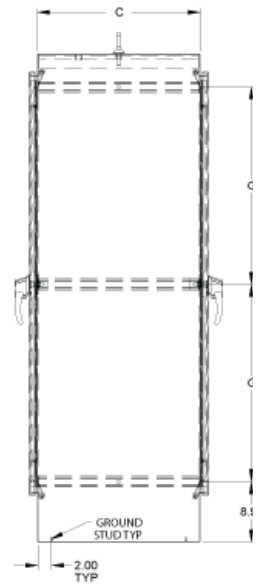
Front View



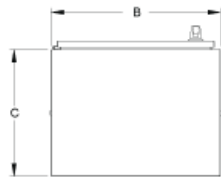
Side View



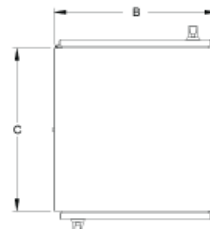
Front View



Side View



Bottom View



Bottom View

Single Access

Dual Access

Single Access

304 S.S. Part No.	316 S.S. Part No.	A	B	C	G	Opt. Inner Panel
HN4FS602418SS	HN4FS602418S16	60.06	24.06	18.06	23.13	60TWFW
HN4FS722418SS	HN4FS722418S16	72.06	24.06	18.06	29.13	72WFW
HN4FS723018SS	HN4FS723018S16	72.06	30.06	18.06	29.13	72XFW
HN4FS723618SS	HN4FS723618S16	72.06	36.06	18.06	29.13	72YFW
HN4FS902420SS	HN4FS902420S16	90.06	24.06	20.06	38.13	90YFW
HN4FS903620SS	HN4FS903620S16	90.06	36.06	20.06	38.13	90YFW
HN4FS603624SS	HN4FS603624S16	60.06	36.06	24.06	23.13	60TYFW
HN4FS722424SS	HN4FS722424S16	72.06	24.06	24.06	29.13	72WFW
HN4FS723024SS	HN4FS723024S16	72.06	30.06	24.06	29.13	72XFW
HN4FS723624SS	HN4FS723624S16	72.06	36.06	24.06	29.13	72YFW
HN4FS903624SS	HN4FS903624S16	90.06	36.06	24.06	39.13	90YFW
HN4FS723630SS	HN4FS723630S16	72.06	36.06	30.06	29.13	72YFW
HN4FS723636SS	HN4FS723636S16	72.06	36.06	36.06	29.13	72YFW
HN4FS903636SS	HN4FS903636S16	90.06	36.06	36.06	38.13	90YFW

Dual Access

304 S.S. Part No.	316 S.S. Part No.	A	B	C	G	Optional Inner Panel	Ship Wt. lbs.
HN4FS722424DASS	HN4FS722424DS16	72.06	24.06	24.06	29.13	72WFW	335
HN4FS723024DASS	HN4FS723024DS16	72.06	30.06	24.06	29.13	72XFW	437
HN4FS723624DASS	HN4FS723624DS16	72.06	36.06	24.06	29.13	72YFW	489
HN4FS903624DASS	HN4FS903624DS16	90.06	36.06	24.06	38.13	90YFW	557
HN4FS722430DASS	HN4FS722430DS16	72.06	24.06	30.06	29.13	72WFW	387

304 S.S.	316 S.S.					Optional	Ship Wt.
Part No.	Part No.	A	B	C	G	Inner Panel	lbs.
HN4FS722436DASS	HN4FS722436DS16	72.06	24.06	36.06	29.13	72WFW	439
HN4FS723636DASS	HN4FS723636DS16	72.06	36.06	36.06	29.13	72YFW	511
HN4FS903636DASS	HN4FS903636DS16	90.06	36.06	36.06	38.13	90YFW	573

Data subject to change without notice

© 2017. Hammond Manufacturing Ltd. All rights reserved.