

PROPER USE GUIDELINES

Cumulative Trauma Disorders can result from the prolonged use of manually powered hand tools. Hand tools are intended for occasional use and low volume applications. A wide selection of powered application equipment for extended-use, production operations is available.

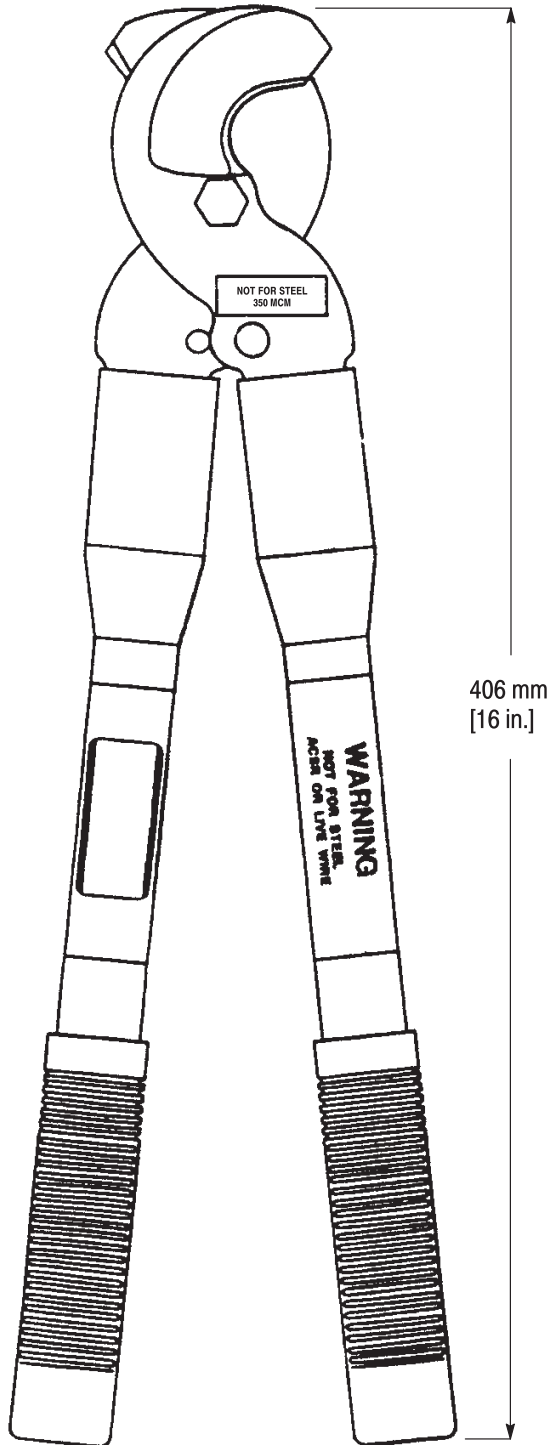




Figure 1

1. INTRODUCTION

NOTE  Dimensions in this instruction sheet are in metric units [with U.S. customary units in brackets]. Figure is not drawn to scale.

Heavy-Duty Cable Cutter Hand Tool 605744-1 (Model CCS-16) is designed to cut aluminum or copper electrical cable up to size 350 MCM [177 mm²] with conductor diameter of 17.3 mm [.68 in.].

CAUTION  Steel or aluminum conductor steel reinforced (ACSR) cable will permanently damage the cutting blades.


2. DESCRIPTION

Both blades are made of a high grade steel alloy, and the handle assembly is made of lightweight tubular steel and has vinyl hand grips.

3. OPERATION

Inspect the tool to ensure it conforms to the dimension shown in Figure 1.

1. Select the cable, and mark the location that the cable is to be cut.

DANGER  Make sure power to cable is DISCONNECTED. Keep hands away from the cutting blades.

2. Place the cutting blades over the location mark, and close the tool handles.

4. MAINTENANCE

1. After use, clean and lightly oil the cutting blades prior to storage.
2. Nicks and minor damage to the cutting blades can be repaired by filing and stoning along the beveled and flat surfaces of the blades.
3. In the event of major damage, the tool should be replaced. There are no replaceable parts.

5. REVISION SUMMARY

Revisions to this instruction sheet include:

- Updated document to corporate requirements