

## Fuse modular terminal block - UK 5-HESI-T OG - 3004168

Please be informed that the data shown in this PDF Document is generated from our Online Catalog. Please find the complete data in the user's documentation. Our General Terms of Use for Downloads are valid (<http://phoenixcontact.com/download>)




Fuse modular terminal block, Connection method: Screw connection, Cross section: 0.2 mm<sup>2</sup>- 4 mm<sup>2</sup>, AWG: 24 - 12, Nominal current: 6.3 A, Nominal voltage: 500 V, Width: 8.2 mm, Fuse type: G / 5 x 20 / 5 x 25 / 5 x 30, Mounting type: NS 35/7,5, NS 35/15, NS 32, Color: orange

Similar figure



### Key Commercial Data

Packing unit	50 STK
GTIN	 4 017918 282196
GTIN	4017918282196

### Technical data

#### General

Note	For terminal marking, please use marking material with 8.2 mm pitch.
	For lever marking, please use marking material with 6.2 mm pitch.
Number of levels	1
Number of connections	2
Nominal cross section	4 mm <sup>2</sup>
Color	orange
Insulating material	PA
Flammability rating according to UL 94	V2
Fuse	G / 5 x 20 / 5 x 25 / 5 x 30
Rated surge voltage	6 kV
Degree of pollution	3
Overvoltage category	III
Insulating material group	I
Connection in acc. with standard	IEC 60947-7-3
Maximum load current	6.3 A
Nominal current I <sub>N</sub>	6.3 A
Nominal voltage U <sub>N</sub>	500 V (As a fuse terminal block)

# Fuse modular terminal block - UK 5-HESI-T OG - 3004168

## Technical data

### General

Rated operating voltage	250 V
Open side panel	No
Shock protection test specification	DIN EN 50274 (VDE 0660-514):2002-11
Back of the hand protection	guaranteed
Finger protection	guaranteed
Oscillation, broadband noise test result	Test passed
Test specification, oscillation, broadband noise	DIN EN 50155 (VDE 0115-200):2008-03
Test spectrum	Service life test category 1, class B, body mounted
Test frequency	$f_1 = 5 \text{ Hz}$ to $f_2 = 150 \text{ Hz}$
ASD level	$1.857 \text{ (m/s}^2\text{)}^2/\text{Hz}$
Acceleration	0,8 g
Test duration per axis	5 h
Test directions	X-, Y- and Z-axis
Shock test result	Test passed
Test specification, shock test	DIN EN 50155 (VDE 0115-200):2008-03
Shock form	Half-sine
Acceleration	5 g
Shock duration	30 ms
Number of shocks per direction	3
Test directions	X-, Y- and Z-axis (pos. and neg.)
Relative insulation material temperature index (Elec., UL 746 B)	130 °C
Temperature index of insulation material (DIN EN 60216-1 (VDE 0304-21))	130 °C
Static insulating material application in cold	-60 °C
Behavior in fire for rail vehicles (DIN 5510-2)	Test passed
Flame test method (DIN EN 60695-11-10)	V0
Oxygen index (DIN EN ISO 4589-2)	>32 %
NF F16-101, NF F10-102 Class I	2
NF F16-101, NF F10-102 Class F	2
Surface flammability NFPA 130 (ASTM E 162)	passed
Specific optical density of smoke NFPA 130 (ASTM E 662)	passed
Smoke gas toxicity NFPA 130 (SMP 800C)	passed
Calorimetric heat release NFPA 130 (ASTM E 1354)	28 MJ/kg
Fire protection for rail vehicles (DIN EN 45545-2) R22	HL 1 - HL 3
Fire protection for rail vehicles (DIN EN 45545-2) R23	HL 1 - HL 3
Fire protection for rail vehicles (DIN EN 45545-2) R24	HL 1 - HL 3
Fire protection for rail vehicles (DIN EN 45545-2) R26	HL 1 - HL 3

### Dimensions

Width	8.2 mm
Length	72.5 mm

# Fuse modular terminal block - UK 5-HESI-T OG - 3004168

## Technical data

### Dimensions

Height NS 35/7,5	56.5 mm
Height NS 35/15	64 mm
Height NS 32	61.5 mm

### Connection data

Conductor cross section solid min.	0.2 mm <sup>2</sup>
Conductor cross section solid max.	4 mm <sup>2</sup>
Conductor cross section flexible min.	0.2 mm <sup>2</sup>
Conductor cross section flexible max.	4 mm <sup>2</sup>
Conductor cross section AWG min.	24
Conductor cross section AWG max.	12
Conductor cross section flexible, with ferrule without plastic sleeve min.	0.25 mm <sup>2</sup>
Conductor cross section flexible, with ferrule without plastic sleeve max.	4 mm <sup>2</sup>
Conductor cross section flexible, with ferrule with plastic sleeve min.	0.25 mm <sup>2</sup>
Conductor cross section flexible, with ferrule with plastic sleeve max.	4 mm <sup>2</sup>
Cross section with insertion bridge, solid max.	4 mm <sup>2</sup>
Cross section with insertion bridge, stranded max.	4 mm <sup>2</sup>
2 conductors with same cross section, solid min.	0.2 mm <sup>2</sup>
2 conductors with same cross section, solid max.	1.5 mm <sup>2</sup>
2 conductors with same cross section, stranded min.	0.2 mm <sup>2</sup>
2 conductors with same cross section, stranded max.	1.5 mm <sup>2</sup>
2 conductors with same cross section, stranded, ferrules without plastic sleeve, min.	0.25 mm <sup>2</sup>
2 conductors with same cross section, stranded, ferrules without plastic sleeve, max.	1.5 mm <sup>2</sup>
2 conductors with same cross section, stranded, TWIN ferrules with plastic sleeve, min.	0.5 mm <sup>2</sup>
2 conductors with same cross section, stranded, TWIN ferrules with plastic sleeve, max.	1.5 mm <sup>2</sup>
Cross section with insertion bridge, solid max.	4 mm <sup>2</sup>
Cross section with insertion bridge, stranded max.	4 mm <sup>2</sup>
Connection method	Screw connection
Stripping length	8 mm
Internal cylindrical gage	A4
Screw thread	M3
Tightening torque, min	0.5 Nm
Tightening torque max	0.8 Nm

### Standards and Regulations

Connection in acc. with standard	CSA
	IEC 60947-7-3
Flammability rating according to UL 94	V2

### Environmental Product Compliance

# Fuse modular terminal block - UK 5-HESI-T OG - 3004168

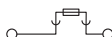
## Technical data

### Environmental Product Compliance

China RoHS	Environmentally Friendly Use Period = 50
	For details about hazardous substances go to tab "Downloads", Category "Manufacturer's declaration"

## Drawings

### Circuit diagram



## Approvals

### Approvals

#### Approvals

RS / CSA / UL Recognized / cUL Recognized / EAC / cULus Recognized

#### Ex Approvals

### Approval details


RS		<a href="http://www.rs-head.spb.ru/en/index.php">http://www.rs-head.spb.ru/en/index.php</a>	10.04059.250
----	--	---	--------------


CSA		<a href="http://www.csagroup.org/services/testing-and-certification/certified-product-listing/">http://www.csagroup.org/services/testing-and-certification/certified-product-listing/</a>	13631
	B	C	
mm <sup>2</sup> /AWG/kcmil	28-10	28-10	
Nominal current I <sub>N</sub>	6.3 A	6.3 A	
Nominal voltage U <sub>N</sub>	600 V	600 V	


UL Recognized		<a href="http://database.ul.com/cgi-bin/XYV/template/LISEXT/1FRAME/index.htm">http://database.ul.com/cgi-bin/XYV/template/LISEXT/1FRAME/index.htm</a>	FILE E 60425
		C	
mm <sup>2</sup> /AWG/kcmil		26-10	
Nominal current I <sub>N</sub>		12 A	
Nominal voltage U <sub>N</sub>		600 V	

## Fuse modular terminal block - UK 5-HESI-T OG - 3004168

### Approvals

cUL Recognized		<a href="http://database.ul.com/cgi-bin/XYV/template/LISEXT/1FRAME/index.htm">http://database.ul.com/cgi-bin/XYV/template/LISEXT/1FRAME/index.htm</a>	FILE E 60425
		C	
mm <sup>2</sup> /AWG/kcmil		26-10	
Nominal current I <sub>N</sub>		12 A	
Nominal voltage U <sub>N</sub>		600 V	

EAC		EAC-Zulassung
-----	---	---------------

cULus Recognized		<a href="http://database.ul.com/cgi-bin/XYV/template/LISEXT/1FRAME/index.htm">http://database.ul.com/cgi-bin/XYV/template/LISEXT/1FRAME/index.htm</a>
------------------	---	---

Phoenix Contact 2017 © - all rights reserved  
<http://www.phoenixcontact.com>

PHOENIX CONTACT GmbH & Co. KG  
Flachsmarktstr. 8  
32825 Blomberg  
Germany  
Tel. +49 5235 300  
Fax +49 5235 3 41200  
<http://www.phoenixcontact.com>