

7.8 x 3.5mm Compact Tactile Switch

Features

Optimized Mechanical Features


- Surface mount terminal configuration
- Compatible with IR reflow and manual soldering

Optimized Contact System

- Excellent tactile feedback

Materials

- Silver coated terminals for better solderability
- High temperature materials (UL94V-0)
- RoHS compliant



Electrical and Mechanical Specifications

Switch Contact Resistance

500 milliohms maximum

Insulation Resistance

100 Megohms minimum between terminals

Maximum Rating

50mA, 12 VDC

Dielectric Strength

250 VAC for 1 minute between adjacent terminals

Operating Force

160 or 260gf

Travel

0.15, 0.25 mm

Operating Temperature

- 40°C to +85°C

Storage Temperature

- 40°C to +85°C

Push Strength

3 Kgf maximum

Actuation Life

Travel 0.15mm: 100,000 cycles (160gf, 260gf)

Travel 0.25mm: 50,000 cycles (160gf),
30,000 cycles (260gf)

Allowable Solder Time

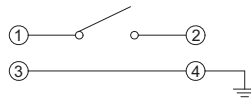
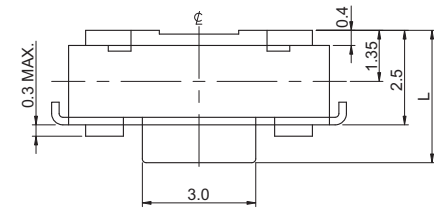
IR Reflow: Up to 5 seconds at 260°C.

Manual soldering: Up to 3 seconds at 350°C

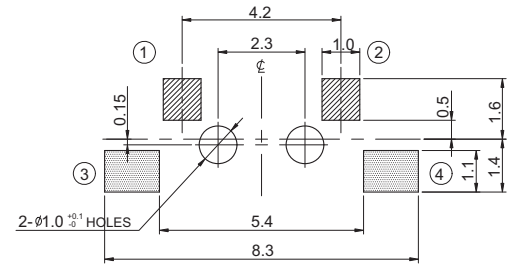
Packaging

Standard : Tape and reel packaging with
330mm diameter reel and 16mm wide plastic tape

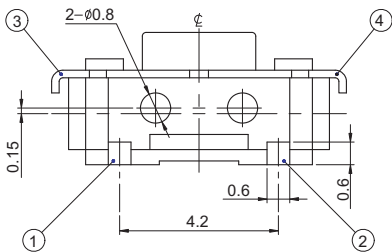
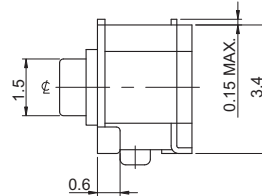
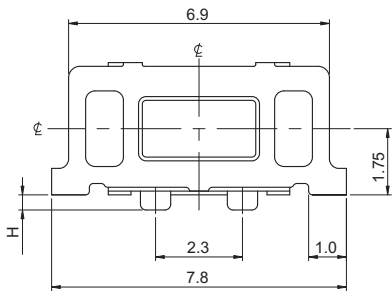
CTS SERIES 225BM...RB1(S), 225BM...RB2(S) - Surface Mount, With Boss



CIRCUIT DIAGRAM

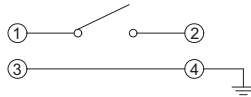
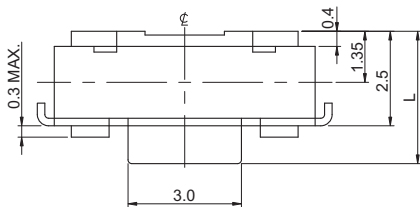


PCB LAYOUT

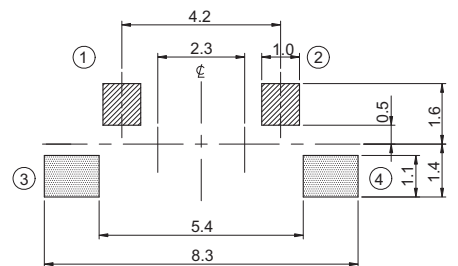


DIMENSION : mm
STANDARD TOLERANCE :
.X (1 PLACE) : ±0.2

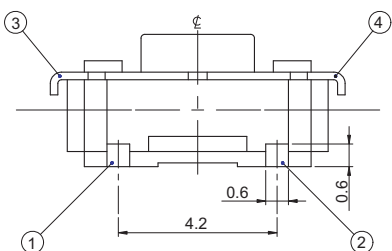
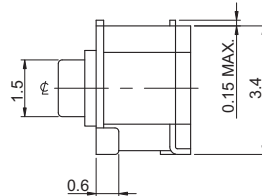
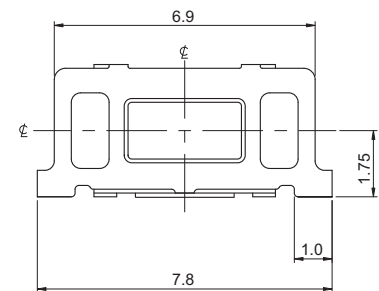
CTS SERIES 225BM...R, 225BM...RS - Surface Mount, No Boss



CIRCUIT DIAGRAM

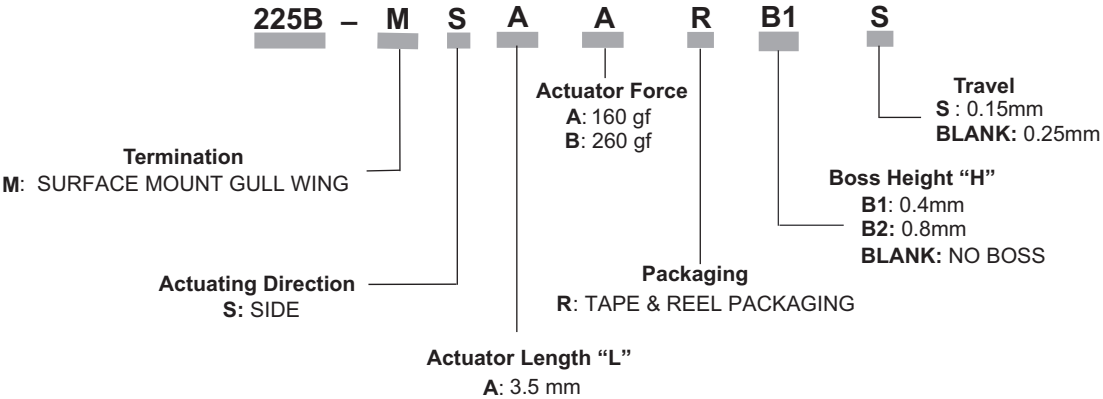


PCB LAYOUT



DIMENSION : mm
STANDARD TOLERANCE :
.X (1 PLACE) : ±0.2

Ordering Information



Note:
Consult CTS for other common features not listed.