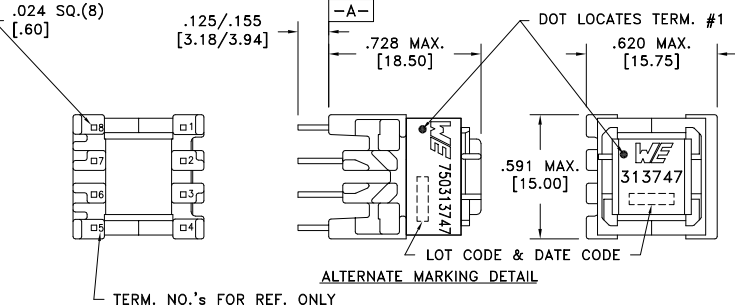


CUSTOMER TERMINAL	RoHS	LEAD(Pb)-FREE
Sn96%, Ag4%	Yes	Yes

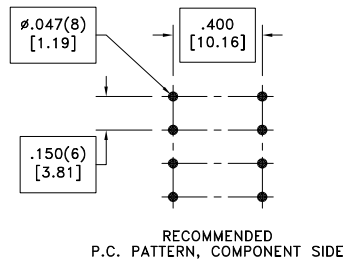
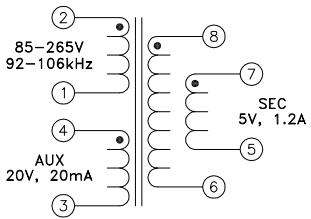
more than you expect



PART MUST INSERT FULLY TO SURFACE A IN RECOMMENDED GRID



TERM. NO.'s FOR REF. ONLY



RECOMMENDED P.C. PATTERN, COMPONENT SIDE

Customer to tie terminals 5&6 and 7&8 on pcb for correct operation.

ELECTRICAL SPECIFICATIONS @ 25°C unless otherwise noted:

PARAMETER	TEST CONDITIONS	VALUE
D.C. RESISTANCE	2-1 @20°C	2.50 ohms ±10%
D.C. RESISTANCE	4-3 @20°C	0.370 ohms ±10%
D.C. RESISTANCE	8-6 @20°C	0.040 ohms max.
D.C. RESISTANCE	7-5 @20°C	0.040 ohms max.
INDUCTANCE	2-1 100kHz, 100mVAC, Ls	960uH ±10%
SATURATION CURRENT	20% rolloff from initial	560mA
LEAKAGE INDUCTANCE	2-1 tie(3+4, 5+6+7+8), 100kHz, 100mVAC, Ls	20uH typ., 30uH max.
DIELECTRIC	2-8 tie(2+4, 8+7), 3500VAC, 1 second	3000VAC, 1 minute
DIELECTRIC	2-4 625VAC, 1 second	500VAC, 1 minute
DIELECTRIC	8-7 6255VAC, 1 second	500VAC, 1 minute
TURNS RATIO	(2-1):(4-3)	4:1, ±1%
TURNS RATIO	(2-1):(8-6)	14.66:1, ±1%
TURNS RATIO	(2-1):(7-5)	14.66:1, ±1%

GENERAL SPECIFICATIONS:

OPERATING TEMPERATURE RANGE: -40°C to +125°C including temp rise.

Designed to comply with the following requirements as defined by IEC60950-1, EN60950-1, UL60950-1/CSA60950-1 and AS/NZS60950.1:

- Reinforced insulation for a primary circuit at a working voltage of 400VDC.

Wire insulation & RoHS status not affected by wire color.
Wire insulation color may vary depending on availability.

REV.	DATE	Packaging Specifications Method: Tray PKG-0732 www.we-online.com/midcom		Tolerances unless otherwise specified: Angles: ±1° Fractions: ±1/64 Decimals: ±.005 [.13] Footprint: ±.001 [.03]	DRAWING TITLE TRANSFORMER	PART NO. 750313747
6A	12/13	SEE REVISION SHEET FOR REVISION LEVEL	CONVENTION PLACEMENT	This drawing is dual dimensioned. Dimensions in brackets are in millimeters.	eiSos p/n: 750313747	SPECIFICATION SHEET 1 OF 1