



soberton inc.

SP DYNAMIC SPEAKER UNIT

Acoustic Product Specification

Product Number: SP-2415



Release | Revision: B/2018

CONTENTS

This document contains the technical specifications for the dynamic speaker unit for mobile telephones.

Page 1
Speaker Electroacoustic Characteristics

General Specifications

Page 2
Reliability Tests

Page 3
Measuring Method (Speaker Mode)

Standard Test Condition of Speakers

Page 4
Frequency Response Curve

Page 5
Dimensions

Page 6
Packing

Dynamic Speaker Electroacoustic Characteristics

Sound Pressure Level

95±3dB SPL @0.8, 1.0, 1.18 and 1.5 KHz in average (0dB SPL=20µPa)
Measuring Condition: 0.1W (Sine wave) 10cm measured with baffler shown in Fig.1.

Frequency Response Curve

As shown in Figure 2

Response Frequency

1000±20%Hz @ 1V. (Without Baffler)

Input Power (Nominal and Maximum)

Rated Noise Power 0.8W

Short Term Max Power: 1.0W must be normal at a white noise (1W, F0 ~ 20KHz) for one minute

Operation Test

Must be free audible noise (buzzes and rattles)

(3K ~ 5KHz frequency range, input level up to 2.36 Vrms)

Distortion

Less than 10% @1KHz, 0.1M, 0.1W frequency range, input level up to 0.1W

General Specifications

Operating Temperature Range

-20°C~+60°C

Storage Temperature Range

-25°C~+70°C

Standard Test Conditions

Temperature 17°C~25°C

Relative Humidity 45%~80%(RH)

AC Impedance

8±15%Ω (@2KHz 1V) without baffler

Dimension

24.0x15.0x4.4 mm wire (90mm)

IP Level

IP50



soberton inc.

SP DYNAMIC SPEAKER UNIT

Acoustic Product Specification

Product Number: SP-2415



Release | Revision: B/2018

CONTENTS

This document contains the technical specifications for the dynamic speaker unit for mobile telephones.

Page 1

Speaker Electroacoustic Characteristics

General Specifications

Page 2

Reliability Tests

Page 3

Measuring Method (Speaker Mode)

Standard Test Condition of Speakers

Page 4

Frequency Response Curve

Page 5

Dimensions

Page 6

Packing

Reliability Tests

The sound pressure as specified will neither deviate more than $\pm 3\text{dB}$ from the initial value, nor have any significant damage after any of following testing.

High Temperature Test

High Temperature $+60\pm 2^\circ\text{C}$

Duration 96 Hours

Low Temperature Test

Low Temperature $-20\pm 2^\circ\text{C}$

Duration 96 hours

Heat Shock Test

High Temperature $+60\pm 2^\circ\text{C}$

Low Temperature $-20\pm 2^\circ\text{C}$

Changeover Time < 30 seconds

Duration 1 hour

Cycle 100

Humidity Test

Temperature $+ 40\pm 2^\circ\text{C}$

Relative Humidity 90%~95%

Duration 96 hours

Temperature Cycle Test

Temperature -20°C $+60^\circ\text{C}$

Duration 45 minutes 45 minutes

Temperature gradient $1\sim 3^\circ\text{C}/\text{min}$

Cycle 25

Drop Test

Mounted with dummy set mass 100 g

Height 1.5 m

Cycle 6 (1 each plain) onto the concrete board

Load Test

Speaker mode: White noise (EIA filter) for 96 hours @ 0.8W input power.



soberton inc.

SP DYNAMIC SPEAKER UNIT

Acoustic Product Specification

Product Number: SP-2415



Release | Revision: B/2018

CONTENTS

This document contains the technical specifications for the dynamic speaker unit for mobile telephones.

Page 1
Speaker Electroacoustic Characteristics

General Specifications

Page 2
Reliability Tests

Page 3
Measuring Method (Speaker Mode)

Standard Test Condition of Speakers

Page 4
Frequency Response Curve

Page 5
Dimensions

Page 6
Packing

Measuring Method (Speaker Mode)

Standard Test Condition

Temperature 15 ~ 35°C

Relative humidity 45% ~ 85%

Atmospheric pressure 860mbar to 1060mbar

Standard Test Fixture

Input Power 0.1W

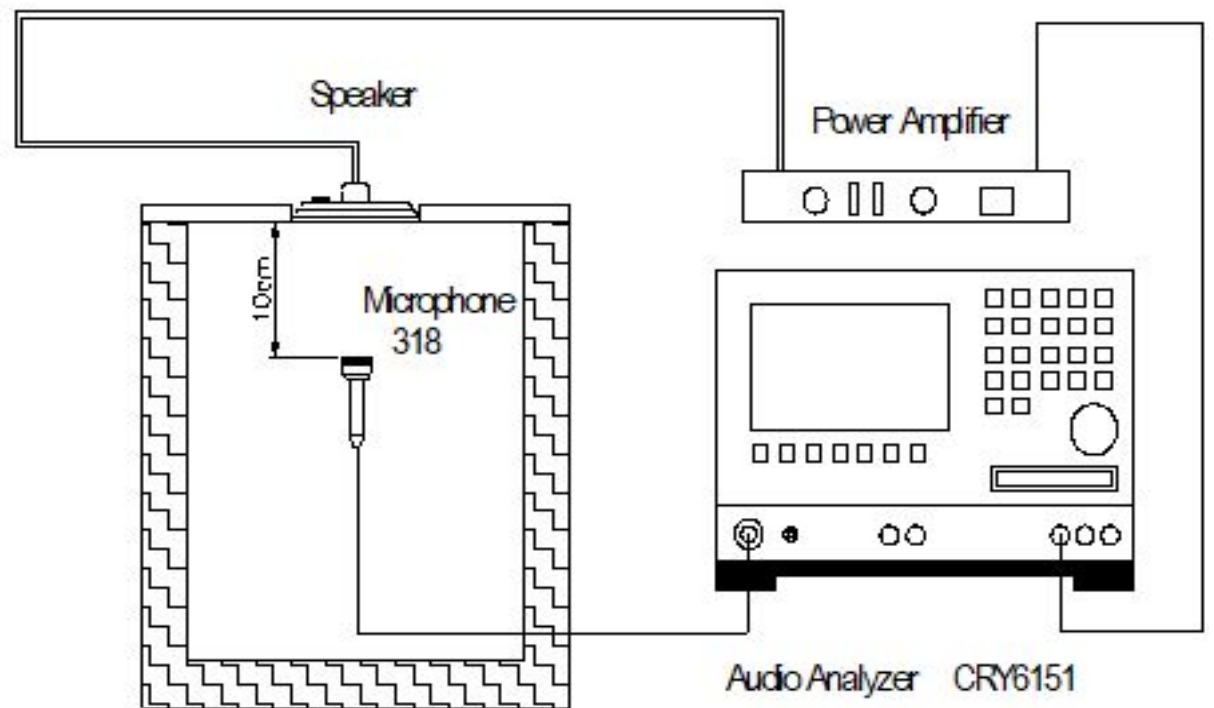
Zero Level -dB

Mode TSR

Potentiometer Range 50dB

Sweep Time 0.5sec

Standard Test Condition of Speaker (Fig. 1)





soberton inc.

SP DYNAMIC SPEAKER UNIT

Acoustic Product Specification

Product Number: SP-2415



Release | Revision: B/2018

CONTENTS

This document contains the technical specifications for the dynamic speaker unit for mobile telephones.

Page 1

Speaker Electroacoustic Characteristics

General Specifications

Page 2

Reliability Tests

Page 3

Measuring Method (Speaker Mode)

Standard Test Condition of Speakers

Page 4

Frequency Response Curve

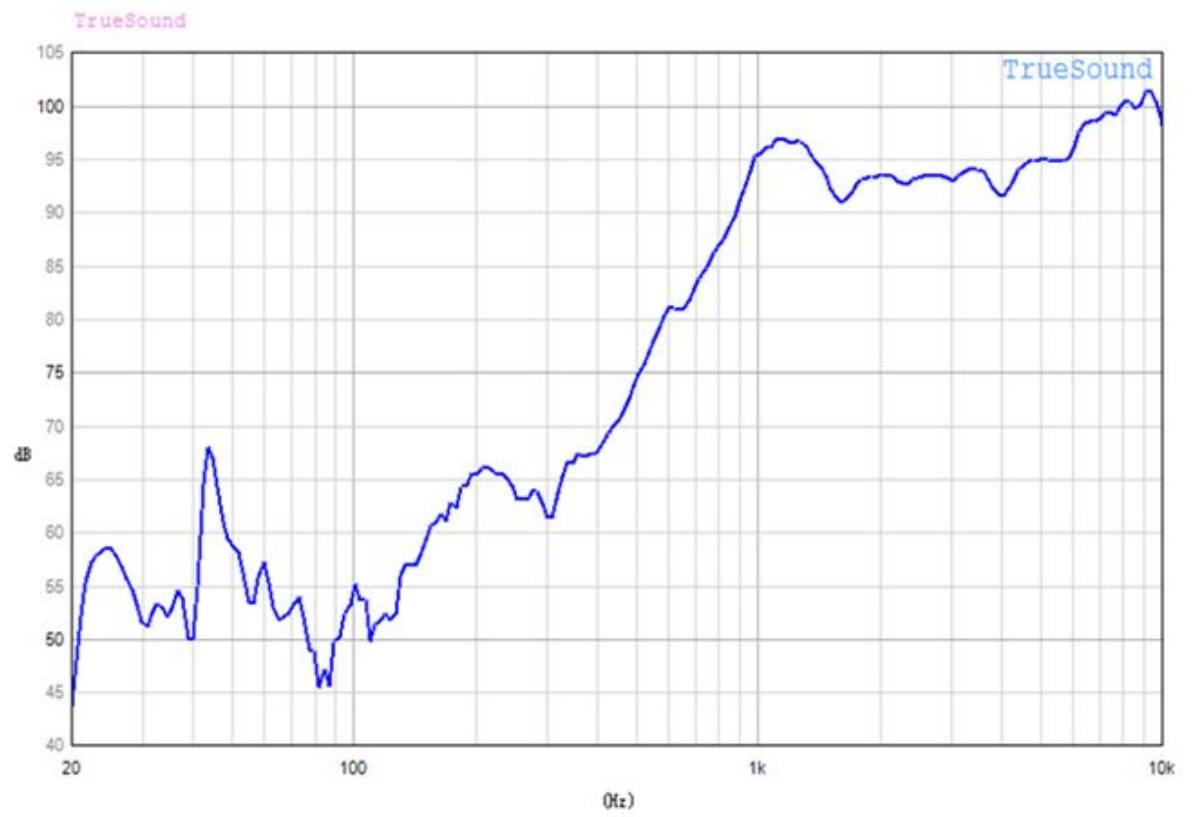
Page 5

Dimensions

Page 6

Packing

Frequency Response Curve (Fig 2.)





soberton inc.

SP DYNAMIC SPEAKER UNIT

Acoustic Product Specification

Product Number: SP-2415



Release | Revision: B/2018

CONTENTS

This document contains the technical specifications for the dynamic speaker unit for mobile telephones.

Page 1
Speaker Electroacoustic Characteristics

General Specifications

Page 2
Reliability Tests

Page 3
Measuring Method (Speaker Mode)

Standard Test Condition of Speakers

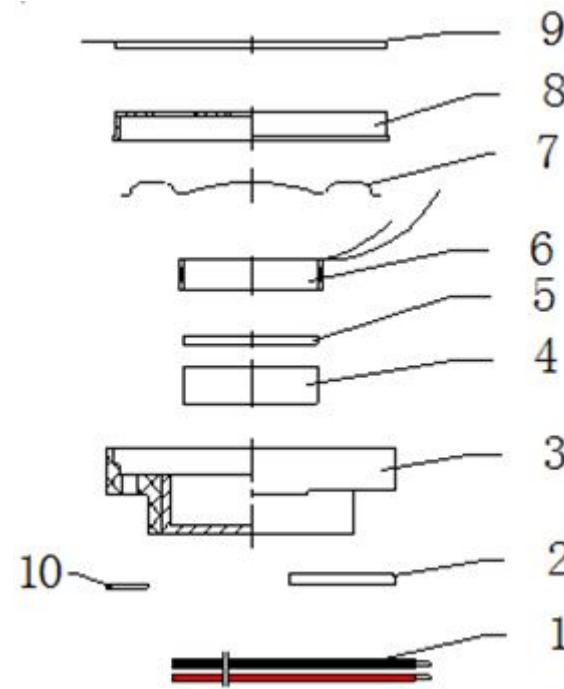
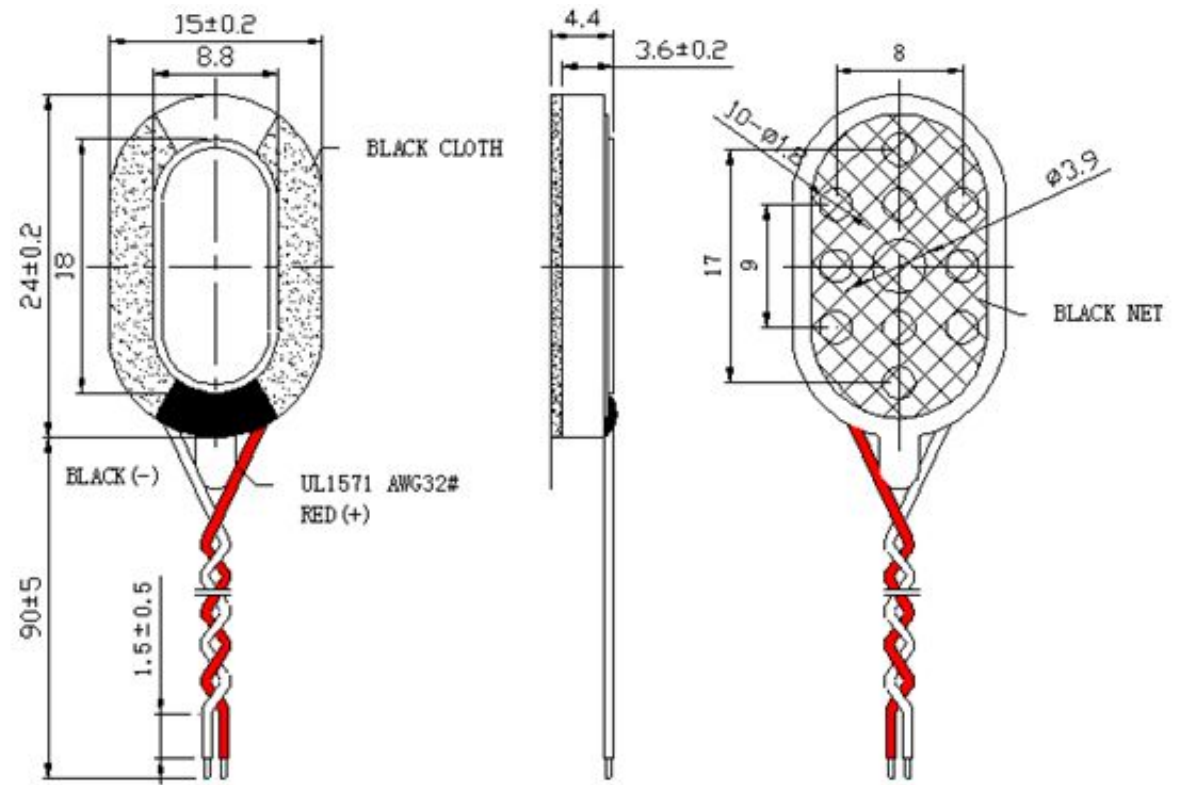
Page 4
Frequency Response Curve

Page 5
Dimensions

Page 6
Packing

Dimensions

Tolerance: ± 0.5 (unit: mm)



No.	Part Name	Material	Quantity
1	UL1571 AWG32#	Red/Black	2
2	PCB	FR-4	1
3	Frame	PBT	1
4	Magnet	Nd Fe B	1
5	Plate	SPCC	1
6	Voice Coil	Copper	1
7	Membrane	PEN	1
8	Cap	SUS303	1
9	Gasket	Black Net	1
10	Screen	Black Cloth	1



soberton inc.

SP DYNAMIC SPEAKER UNIT

Acoustic Product Specification

Product Number: SP-2415



Release | Revision: B/2018

CONTENTS

This document contains the technical specifications for the dynamic speaker unit for mobile telephones.

Page 1

Speaker Electroacoustic Characteristics

General Specifications

Page 2

Reliability Tests

Page 3

Measuring Method (Speaker Mode)

Standard Test Condition of Speakers

Page 4

Frequency Response Curve

Page 5

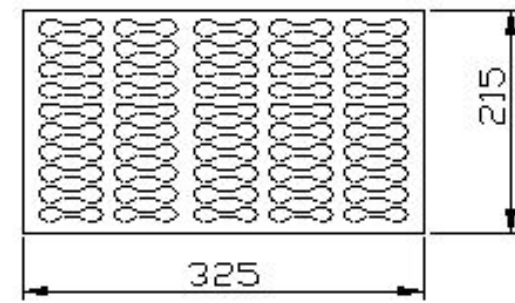
Dimensions

Page 6

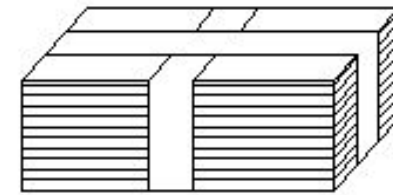
Packing

Packing

100PCS



100 ×
10 = 1000PCS



1000 ×
5 = 5000PCS

