

High Frequency Ceramic Solutions

430 MHz 1:2 Balun

P/N 0430BL15A0100

Detail Specification: 12/16/2009

Page 1 of 2

General Specifications

Part Number	0430BL15A0100
Frequency (MHz)	400 ~ 460
Unbalanced Impedance	50 Ω
Balanced Impedance	100 Ω
Insertion Loss	1.0 dB max.
Return Loss	9.5 dB min.
Phase Difference (degree)	180 ± 10
Amplitude Difference	2.0 dB max.

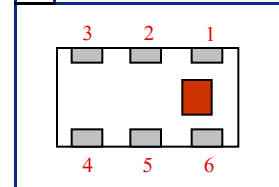
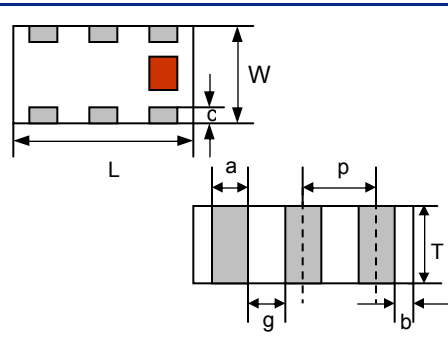
Reel Quantity	4,000
Power Capacity	2W max.
Operating Temperature	-40 to +85°C
Storage Temperature	+5 to +35°C, Humidity: 45-75%RH, 12 mos. Max

Terminal Configuration

No.	Function
1	Balanced Port (OUT1)
2	GND
3	Balanced Port (OUT2)
4	Unbalanced Port (IN)
5	NC
6	GND

Mechanical Dimensions

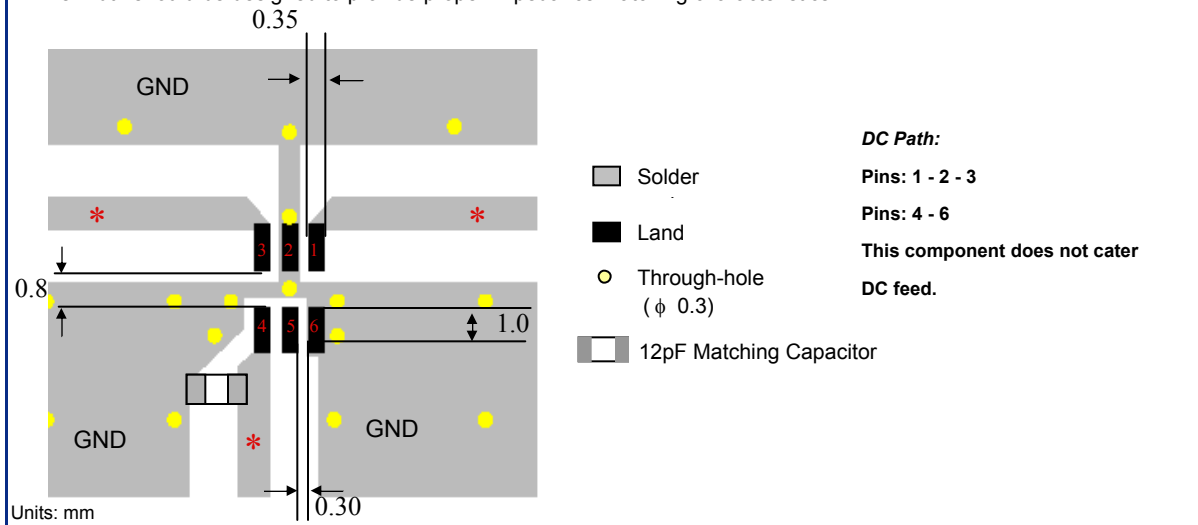
	In	mm
L	0.079 ± 0.004	2.00 ± 0.10
W	0.049 ± 0.004	1.25 ± 0.10
T	0.037 ± 0.004	0.95 ± 0.10
a	0.012 ± 0.004	0.30 ± 0.10
b	0.008 ± 0.004	0.20 ± 0.10
c	0.012 +.004/-0.008	0.30 +0.1/-0.2
g	0.014 ± 0.004	0.35 ± 0.10
p	0.026 ± 0.002	0.65 ± 0.05



Mounting Considerations

Mount these devices with brown mark facing up.

* Line width should be designed to provide proper impedance matching characteristics.



Johanson Technology, Inc. reserves the right to make design changes without notice.
 All sales are subject to Johanson Technology, Inc. terms and conditions.



www.johansontechnology.com

4001 Calle Tecate • Camarillo, CA 93012 • TEL 805.389.1166 FAX 805.389.1821

2009 Johanson Technology, Inc. All Rights Reserved

High Frequency Ceramic Solutions

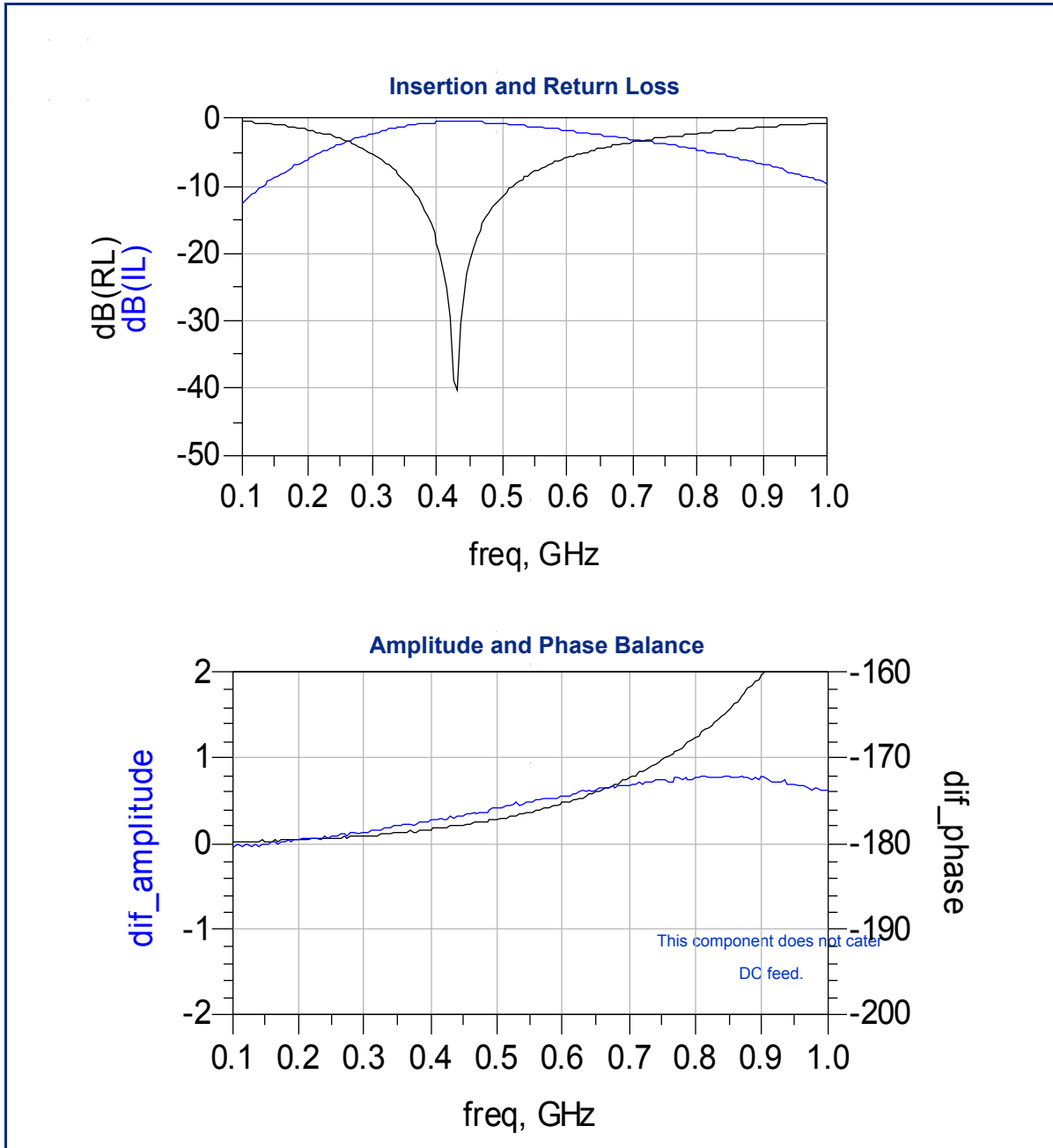
430 MHz 1:2 Balun

P/N 0430BL15A0100

Detail Specification: 12/16/2009

Page 2 of 2

Typical Electrical Performance (T=25°C)



Johanson Technology, Inc. reserves the right to make design changes without notice.

All sales are subject to Johanson Technology, Inc. terms and conditions.



4001 Calle Tecate • Camarillo, CA 93012 • TEL 805.389.1166 FAX 805.389.1821

www.johansontechnology.com

2009 Johanson Technology, Inc. All Rights Reserved