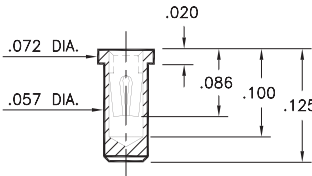
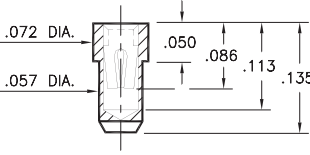
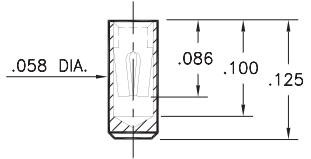
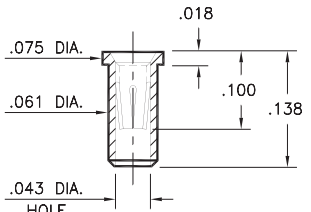
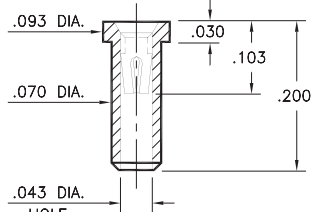
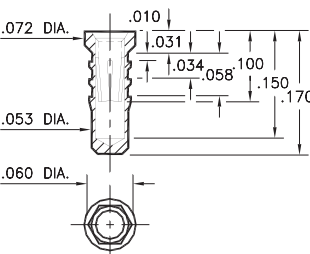
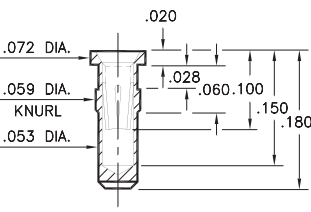
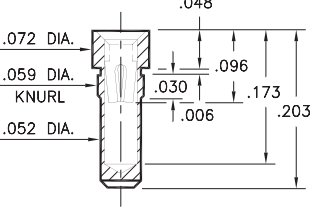
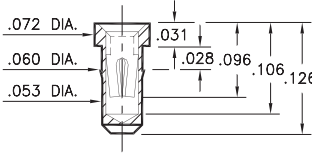
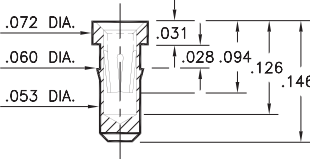
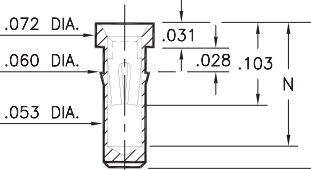


PIN RECEPTACLES

FOR .015" - .025" DIAMETER PINS

<p>0669 0669-0-15-XX-30-XX-10-0 Solder mount in .060 min. mounting hole Also available on 16mm wide carrier tape: 1,700 parts per 13" reel Order as: 0669-0-57-XX-30-XX-10-0</p> 	<p>0670 0670-0-15-XX-30-XX-10-0 Solder mount in .060 min. mounting hole Also available on 16mm wide carrier tape: 2,000 parts per 13" reel Order as: 0670-0-57-XX-30-XX-10-0</p> 	<p>0673 0673-0-15-XX-30-XX-10-0 Surface mount</p> 	<p>0666 0666-0-15-XX-32-XX-10-0 Solder mount in .064 min. mounting hole Also available on 16mm wide carrier tape: 2,000 parts per 13" reel Order as: 0666-0-57-XX-32-XX-10-0</p> 									
<p>0341 0341-0-15-XX-30-XX-10-0 Solder mount in .073 mounting hole Also available on 12mm wide carrier tape: 1,400 parts per 13" reel Order as: 0341-0-57-XX-30-XX-10-0</p> 	<p>0252 0252-0-15-XX-32-XX-10-0 Hex press-fit in .057 plated through-hole</p> 	<p>0678 0678-0-15-XX-32-XX-10-0 Press-fit in .057 mounting hole</p> 	<p>0676 0676-0-15-XX-30-XX-10-0 Press-fit in .057 mounting hole</p> 									
<p>0697 0697-0-15-XX-30-XX-10-0 Press-fit in .057 mounting hole</p> 	<p>0668 0668-0-15-XX-30-XX-10-0 Press-fit in .057 mounting hole</p> 	<p>0253/1033 XXX3-0-15-XX-30-XX-10-0 Press-fit in .057 mounting hole</p>  <table border="1" data-bbox="1193 1344 1510 1501"> <thead> <tr> <th>Basic Part Number</th> <th>Length L</th> <th>Depth N</th> </tr> </thead> <tbody> <tr> <td>0253-0</td> <td>.173</td> <td>.148</td> </tr> <tr> <td>1033-0</td> <td>.203</td> <td>.162</td> </tr> </tbody> </table>		Basic Part Number	Length L	Depth N	0253-0	.173	.148	1033-0	.203	.162
Basic Part Number	Length L	Depth N										
0253-0	.173	.148										
1033-0	.203	.162										

SPECIFICATIONS:

Shell Material: Brass Alloy 360, 1/2 Hard
Contact Material: Beryllium Copper Alloy 172, HT
Dimensions: Inches
Tolerances On: Lengths: ±.005
 Diameters: ±.002
 Angles: ±2°



ORDER CODE: XXXX - X - XX - XX - XX - XX - 10 - 0

BASIC PART #

SPECIFY SHELL FINISH:

- 01 200 μ" TIN/LEAD OVER NICKEL
- ◆ 80 200 μ" TIN OVER NICKEL (RoHS)
- ◆ 15 10 μ" GOLD OVER NICKEL (RoHS)

SPECIFY CONTACT FINISH:

- 02 100 μ" TIN/LEAD OVER NICKEL
- ◆ 84 100 μ" TIN OVER NICKEL (RoHS)
- ◆ 27 30 μ" GOLD OVER NICKEL (RoHS)

SELECT CONTACT:

#30 or #32 CONTACT (DATA ON PAGE 253)

(For alternate contact choices, see groups B and C on page 248)

