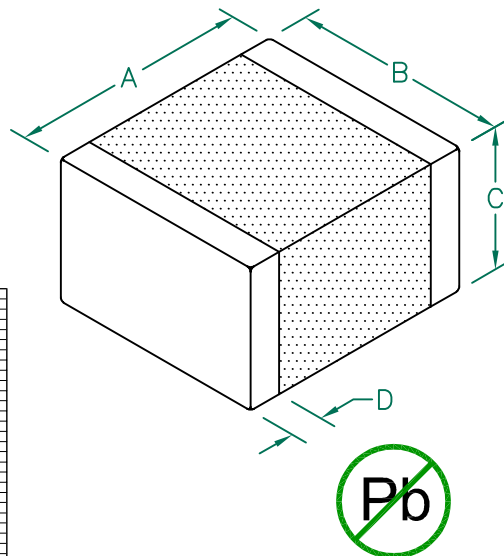


HI2220P701R-10

UNCONTROLLED DOCUMENT

PHYSICAL DIMENSIONS:

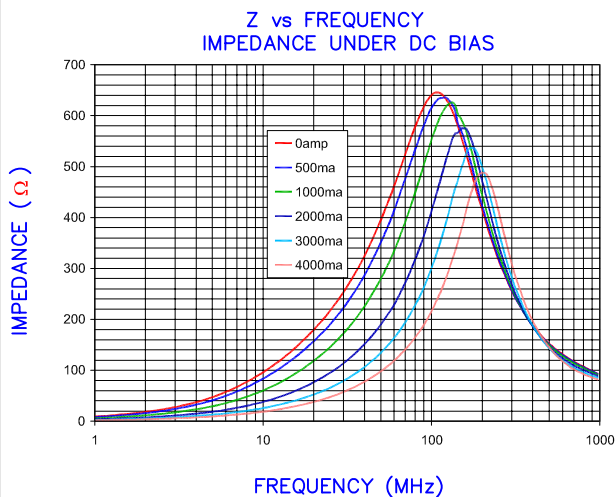
A	5.59 [.220]	+ 0.51 [.020]
B	5.08 [.200]	+ 0.25 [.010]
C	3.05 [.120]	+ 0.25 [.010]
D	0.76 [.030]	+ 0.25 [.010]



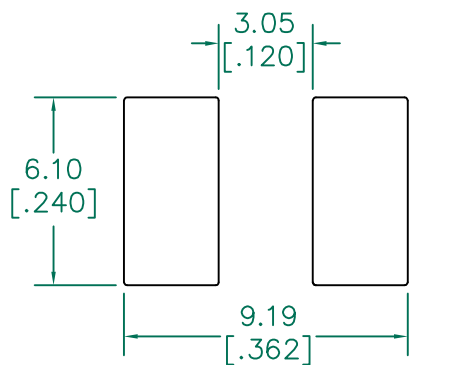
ELECTRICAL CHARACTERISTICS:			
Z @ 100MHz (Ω)	DCR (Ω)	Rated Current	
Nominal	700		
Minimum	525		
Maximum	875	0.025	4000 mA

NOTES: UNLESS OTHERWISE SPECIFIED

1. TAPED AND REELED per CURRENT EIA SPECIFICATIONS 13" REELS, 2,000 PCS/REEL.
2. U.S. PATENT 5,821,846 AND 6,107,907 SHOULD APPEAR ON THE LABEL OF EACH REEL OF PACKAGED PARTS.
3. TERMINATION FINISH IS 100% TIN.
4. COMPONENTS SHOULD BE ADEQUATELY PREHEATED BEFORE SOLDERING.
5. OPERATING TEMPERATURE TEMP: -40°C~+125°C (INCLUDING SELF-HEATING)

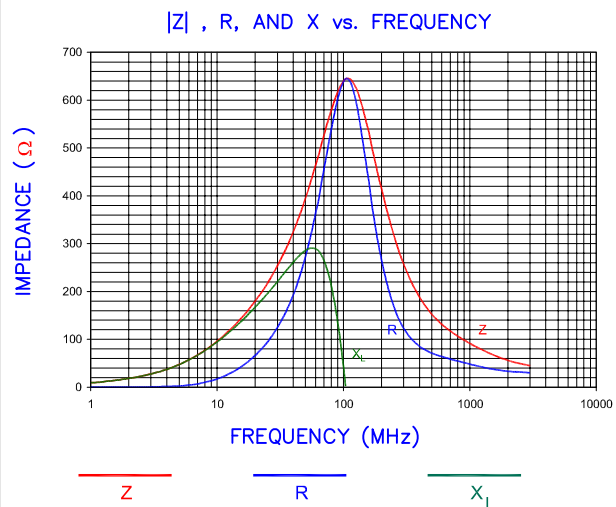
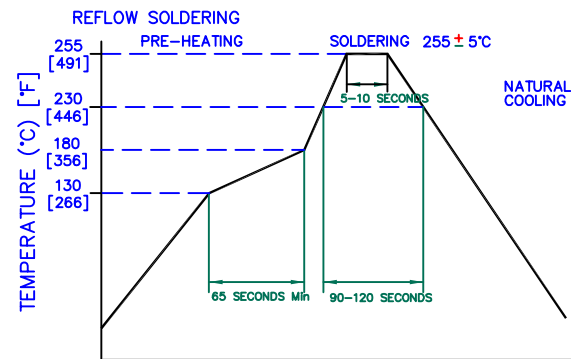


LAND PATTERNS FOR REFLOW SOLDERING



(For wave soldering, add 0.762 [.030] to this dimension.)

RECOMMENDED SOLDERING CONDITIONS



DIMENSIONS ARE IN mm [INCHES].				This print is the property of Laird Tech. and is loaned in confidence subject to return upon request and with the understanding that no copies shall be made without the written consent of Laird Tech. All rights to design or invention are reserved.				
				Laird				
				PROJECT/PART NUMBER:		REV	PART TYPE:	DRAWN BY:
C	ADD OPERATING TEMPERATURE UPDATE LAIRD LOGO AND REFLOW CURVE	08/05/13	QU	HI2220P701R-10		C	CO-FIRE	TMB
B	UPDATE COMPANY LOGO ADD ROHS	01/25/08	JRK	DATE:	04/03/04	SCALE:	NTS	SHEET:
A	ORIGINAL DRAFT	04/03/04	TMB	GAD #	HI2220P701R-10-C	TOOL #	-	2 of 2
REV	DESCRIPTION	DATE	INT					