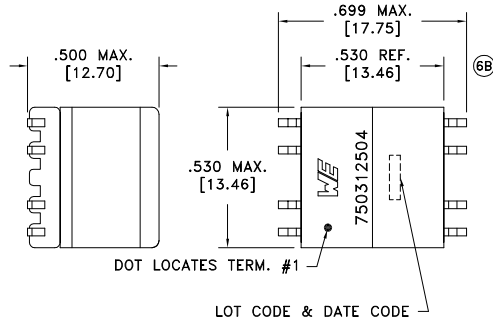
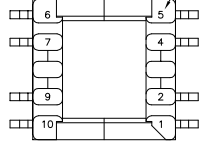


CUSTOMER TERMINAL	RoHS	LEAD(Pb)-FREE
Sn96%, Ag4%	Yes	Yes

more than you expect

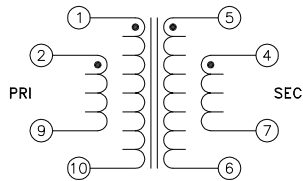


TERM. NO.'s FOR REF. ONLY

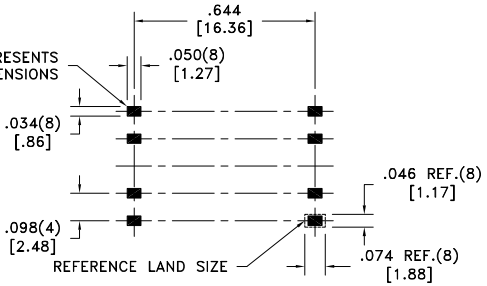


DOT LOCATES TERM. #1

LOT CODE & DATE CODE



AREA REPRESENTS TERMINAL PAD DIMENSIONS



REFERENCE LAND SIZE

CUSTOMER TO DETERMINE LAND LAYOUT

ELECTRICAL SPECIFICATIONS @ 25°C unless otherwise noted:

PARAMETER	TEST CONDITIONS	VALUE
D.C. RESISTANCE	1-10 tie(1+2, 9+10), @20°C	0.010 ohms max.
D.C. RESISTANCE	5-6 tie(4+5, 6+7), @20°C	0.010 ohms max.
INDUCTANCE	1-10 tie(1+2, 9+10), 100kHz, 10mVAC, Ls	3.46uH ±10%
SATURATION CURRENT	20% rolloff from initial	10.2A
LEAKAGE INDUCTANCE	1-10 tie(1+2, 9+10, 4+5+6+7), 300kHz, 50mVAC, Ls	60nH typ., 120nH max.
DIELECTRIC	1-6 tie(1+2, 4+5), 500VDC, 1 second	-
URNS RATIO	(1-10):(2-9)	1:1, ±1%
URNS RATIO	(1-10):(4-7)	1:1, ±1%
URNS RATIO	(1-10):(5-6)	1:1, ±1%

GENERAL SPECIFICATIONS:

OPERATING TEMPERATURE RANGE: -40°C to +125°C including temp rise.

Safety Standard Undefined.

Wire insulation & RoHS status not affected by wire color.
Wire insulation color may vary depending on availability.

REV.	DATE	Packaging Specifications Method: Tape & Reel PKG-0499 www.we-online.com/midcom		Tolerances unless otherwise specified: Angles: ±1° Fractions: ±1/64 Decimals: ±.005 [.13] Footprint: ±.005 [.13]	DRAWING TITLE TRANSFORMER	PART NO. 750312504
6C	12/15					
6B	2/13					
6A	9/11	SEE REVISION SHEET FOR REVISION LEVEL		This drawing is dual dimensioned. Dimensions in brackets are in millimeters.	eiSos p/n: 750312504	SPECIFICATION SHEET 1 OF 1