


PCB terminal block - SMKDS 1/15-3,5 - 1751222

Please be informed that the data shown in this PDF Document is generated from our Online Catalog. Please find the complete data in the user's documentation. Our General Terms of Use for Downloads are valid (<http://download.phoenixcontact.com>)

PCB terminal block, Nominal current: 10 A, Nom. voltage: 200 V, Pitch: 3.5 mm, Number of positions: 15, Connection method: Screw connection, Mounting: Soldering, Conductor/PCB connection direction: 55 °, Color: green




The figure shows a 10-position version of the product

Product Features

- ✓ Conductor and screwdriver axis at an angle of 55° to the usual direction
- ✓ Arrangement of several rows of terminal blocks one behind the other – multi-level effect with the same design height



Key commercial data

| | |
|--------------------------------------|---|
| Packing unit | 1 pc |
| GTIN |  4 017918 103828 |
| Weight per Piece (excluding packing) | 8.8 GRM |
| Custom tariff number | 85369010 |
| Country of origin | Germany |

Technical data

Dimensions

| | |
|----------------|--------------|
| Length | 10 mm |
| Pitch | 3.5 mm |
| Dimension a | 49 mm |
| Pin dimensions | 0,5 x 0,9 mm |
| Hole diameter | 1.1 mm |

General

| | |
|---------------------------|---------|
| Range of articles | SMKDS 1 |
| Insulating material group | I |

PCB terminal block - SMKDS 1/15-3,5 - 1751222

Technical data

General

| | |
|---|-------------------|
| Rated surge voltage (III/3) | 2.5 kV |
| Rated surge voltage (III/2) | 2.5 kV |
| Rated surge voltage (II/2) | 2.5 kV |
| Rated voltage (III/3) | 160 V |
| Rated voltage (III/2) | 200 V |
| Rated voltage (II/2) | 400 V |
| Connection in acc. with standard | EN-VDE |
| Nominal current I_N | 10 A |
| Nominal cross section | 1 mm ² |
| Maximum load current | 12 A |
| Insulating material | PA |
| Solder pin surface | Sn |
| Inflammability class according to UL 94 | V0 |
| Stripping length | 5 mm |
| Number of positions | 15 |
| Screw thread | M2 |
| Tightening torque, min | 0.22 Nm |
| Tightening torque max | 0.25 Nm |

Connection data

| | |
|--|----------------------|
| Conductor cross section solid min. | 0.14 mm ² |
| Conductor cross section solid max. | 1.5 mm ² |
| Conductor cross section stranded min. | 0.14 mm ² |
| Conductor cross section stranded max. | 1 mm ² |
| Conductor cross section stranded, with ferrule without plastic sleeve min. | 0.25 mm ² |
| Conductor cross section stranded, with ferrule without plastic sleeve max. | 0.5 mm ² |
| Conductor cross section stranded, with ferrule with plastic sleeve min. | 0.25 mm ² |
| Conductor cross section stranded, with ferrule with plastic sleeve max. | 0.5 mm ² |
| Conductor cross section AWG/kcmil min. | 26 |
| Conductor cross section AWG/kcmil max | 16 |
| 2 conductors with same cross section, solid min. | 0.14 mm ² |
| 2 conductors with same cross section, solid max. | 0.5 mm ² |
| 2 conductors with same cross section, stranded min. | 0.14 mm ² |
| 2 conductors with same cross section, stranded max. | 0.2 mm ² |
| Minimum AWG according to UL/CUL | 30 |
| Maximum AWG according to UL/CUL | 16 |

PCB terminal block - SMKDS 1/15-3,5 - 1751222

Classifications

eCl@ss

| | |
|------------|----------|
| eCl@ss 4.0 | 27141109 |
| eCl@ss 4.1 | 27141109 |
| eCl@ss 5.0 | 27141190 |
| eCl@ss 5.1 | 27141190 |
| eCl@ss 6.0 | 27261101 |
| eCl@ss 7.0 | 27440401 |
| eCl@ss 8.0 | 27440401 |

ETIM

| | |
|----------|----------|
| ETIM 3.0 | EC001121 |
| ETIM 4.0 | EC002643 |
| ETIM 5.0 | EC002643 |

UNSPSC

| | |
|---------------|----------|
| UNSPSC 6.01 | 30211801 |
| UNSPSC 7.0901 | 39121432 |
| UNSPSC 11 | 39121432 |
| UNSPSC 12.01 | 39121432 |
| UNSPSC 13.2 | 39121432 |

Approvals

Approvals

Approvals

CSA / UL Recognized / SEV / cUL Recognized / GOST / CCA / IECEE CB Scheme / GOST / SEV / cULus Recognized

Ex Approvals

Approvals submitted

Approval details

PCB terminal block - SMKDS 1/15-3,5 - 1751222

Approvals

| | | |
|----------------------------|-------|-------|
| CSA | | |
| | B | D |
| mm ² /AWG/kcmil | 28-16 | 28-16 |
| Nominal current IN | 10 A | 10 A |
| Nominal voltage UN | 150 V | 300 V |

| | | |
|----------------------------|-------|-------|
| UL Recognized | | |
| | B | D |
| mm ² /AWG/kcmil | 30-16 | 30-16 |
| Nominal current IN | 10 A | 10 A |
| Nominal voltage UN | 300 V | 300 V |

| | | |
|----------------------------|--|-------|
| SEV | | |
| | | |
| mm ² /AWG/kcmil | | 1.5 |
| Nominal current IN | | 12 A |
| Nominal voltage UN | | 125 V |

| | | |
|----------------------------|-------|-------|
| cUL Recognized | | |
| | B | D |
| mm ² /AWG/kcmil | 30-16 | 30-16 |
| Nominal current IN | 10 A | 10 A |
| Nominal voltage UN | 300 V | 300 V |

| | |
|------|--|
| GOST | |
|------|--|

| |
|-----|
| CCA |
|-----|

PCB terminal block - SMKDS 1/15-3,5 - 1751222

Approvals

IECEE CB Scheme

GOST

SEV

mm²/AWG/kcmil

1.5

Nominal voltage UN

125 V

cULus Recognized

Accessories

Accessories

Labeled terminal marker

Marker cards - SK 3,5/2,8:FORTL.ZAHLEN - 0804073



Marker cards, Card, white, labeled, Horizontal: Consecutive numbers 1 - 10, 11 - 20, etc. up to 91 - 99, Mounting type: Adhesive, For terminal block width: 3.5 mm, Lettering field: 3.5 x 2.8 mm

Screwdriver tools

Screwdriver - SZS 0,4X2,5 VDE - 1205037

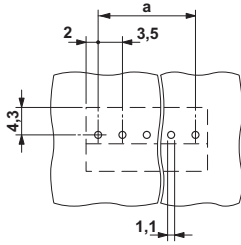


Screwdriver, slot-headed, VDE insulated, size: 0.4 x 2.5 x 80 mm, 2-component grip, with non-slip grip

Drawings

PCB terminal block - SMKDS 1/15-3,5 - 1751222

Drilling diagram



Dimensioned drawing

