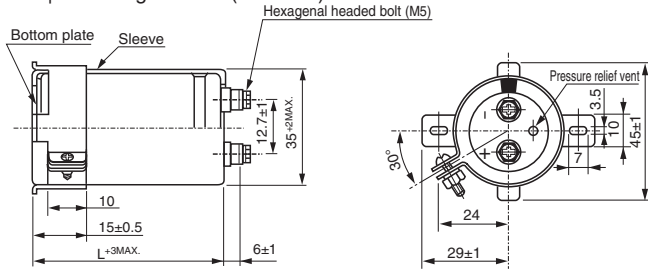


Dimension of bracket / bushing for screw terminal type.

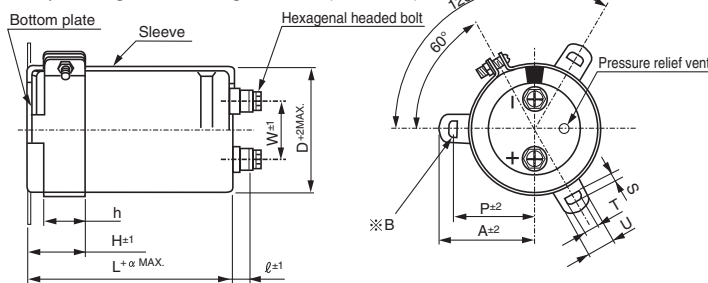
- Screw terminal type can be supplied with the following bracket and bushing.
- Here is standard position and angle of the bracket / bushing. Please contact us if you have specific requirement.
- There is a restriction for capacitors size.

Method to mount with metal bracket

For $\phi 35$: 2-leg brackets(standard)

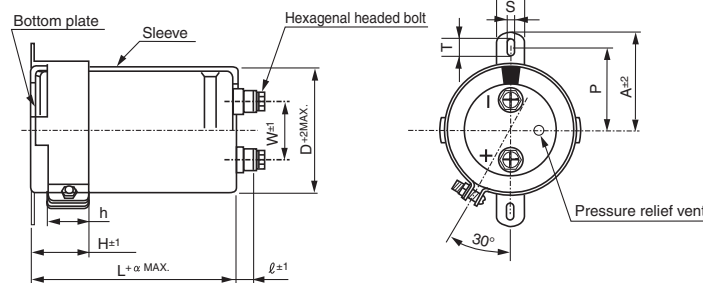


For $\phi 51$ or greater : 3-leg brackets(standard)



Symbol	ϕD (mm)				
	51	63.5	76.2	90	100
P	32.5	38.1	44.5	50.8	56.3
A	38.5	43	49.2	58.5	62
T	7.5	8	7	8	8
S	5	5	5	5	5
U	12	14	14	18	16
H	20	25	30	35	36
h	15	20	24	25	30
W	22	28.6	31.8	31.8	41.5
ℓ	6	6	6	6	10
α	3	3	3	3	4

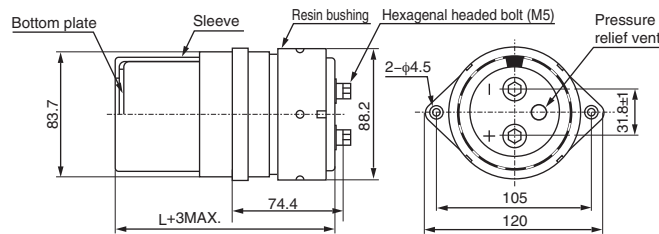
Applicable to $\phi 51$ or greater : 2-leg brackets



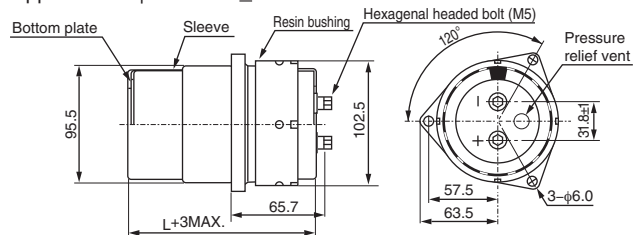
Symbol	ϕD (mm)			
	51	63.5	76.2	90
P	33.2	40.5	46.5	53
A	40	46.5	53	59
T	6	7	6	6
S	4.5	4.5	4.5	4.5
U	14	14	14	14
H	25	35	35	35
h	15	20	20	20
W	22	28.6	31.8	31.8
ℓ	6	6	6	6
α	3	3	3	3

Method to mount with resin bushing.

Applicable to $\phi 76.2$ and $L \geq 150$

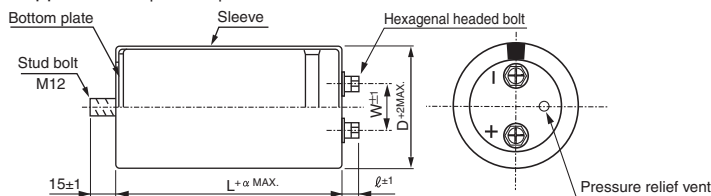


Applicable to $\phi 90$ and $L \geq 150$



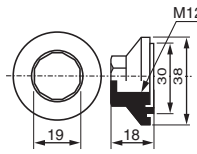
Method to mount with stud bolt.

Applicable to $\phi 51$ to $\phi 90$

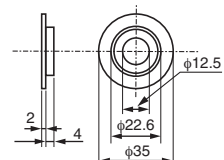


A nut for stud bolt. (option)

Plastic nut



Plastic washer



Symbol	ϕD (mm)			
	51	63.5	76.2	90
W	22	28.6	31.8	31.8
ℓ	6	6	6	6
α	3	3	3	3

※ Bracket hole : $\phi 30.5\text{mm}$ (MIN.)